

## Music Box Kids Game

<https://musicbox.iz.rs>


Educational music app for children - for first steps in music and songs

Play children songs on the phone with karaoke-style text


High quality piano instrument samples from University of Iowa Electronic Music Studios



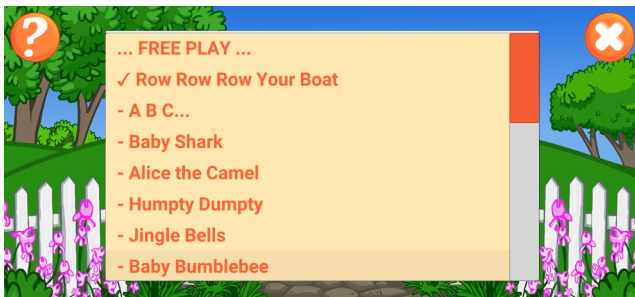
START SCREEN: First, choose an instrument to perform on, between a simple children's xylophone-styled instrument with eight keys for simpler melodies, and a piano with twenty-three tones for more advanced ones.



On this screen there is also an option for access **scoreboard** with the last 12 performed songs, with the number of correct/incorrect played notes for each, and number of played/total tones of melody played.

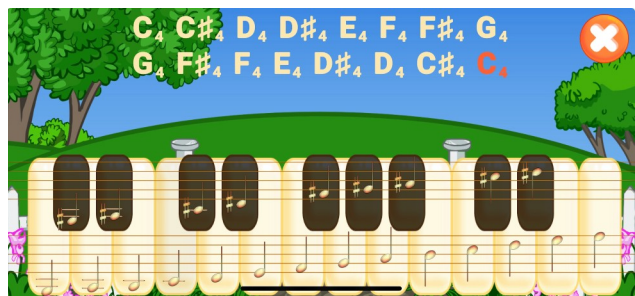
Pressing the  button on any screen will give you spoken instructions about options on that screen.

Select a song you want to play.



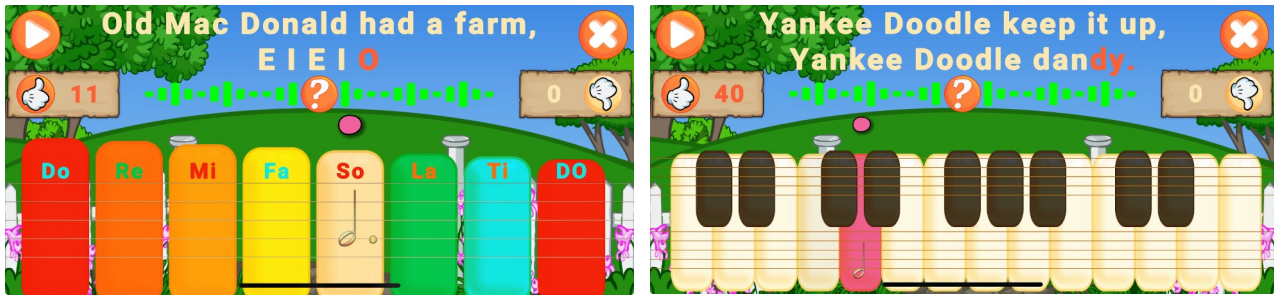
Songs in the list, that you already performed without errors, will be shown with “ ✓ ” mark.

First option, “... Free play ...”, will give you a blank instrument to play on, without instructions.



Play the selected song on the instrument displayed on the touch screen, with a visual indication of the key to be pressed, and with a circle over the key that indicates the length of the note (smaller circle - shorter tone, bigger circle - longer tone). At the same time, the text of the children's song is played on the screen in karaoke style. There is also a counter of correctly played tones on the left side, and of incorrectly played

tones on the right side. Each time you play a tone, program shows a green line as an indicator of a correct tone, or a red line as an indicator of an incorrect tone. You can turn play mode on or off, with a button in the upper left corner, at any time so that the app plays the selected melody on its own.



On a simple xylophone-styled instrument you can play not only melodies in basic C major tonality, but also one-octave melodies in other tonalities like G major, marked with sign “ # “, and D minor, marked with sign “ b “. Application will change the instrument accordingly.

Finally, the app will evaluate your performance in playing the melody, indicating how many correct and false keys you pressed. If you play your melody without errors, you will be rewarded with applause and party flags on screen.



On the center of the **Start** screen there is also an icon with gear which leads you, through Parental Verification, to **Settings** page where you can select language of app and other options.

There is also options to select **Tempo** of played melody in beats per minute (56-Adagio, 66-Andante, 88-Moderato, 108-Allegretto, 132-Allegro), and to select **Playmode**:



**tone-by-tone**, which means when you press a tone on your screen, app will show you the next tone, and wait for you to press it, or

**continuous**, in this mode tones are shown automatically in the tempo of melody selected, and you must press it in right timing

On the **Settings** page there is also an option to either turn on or off the note system on the instrument.